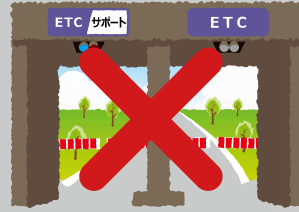


What to Do If the Exit Gate Does Not Open



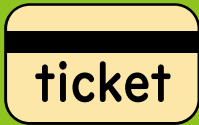
caution

Do not reverse your vehicle or step outside your car!

Vehicles behind you cannot stop suddenly.



If you have trouble paying or lose your toll ticket, you will be asked for your entry interchange and entry time at the exit.



**If you have a toll ticket,
choose A or B according to your situation.**

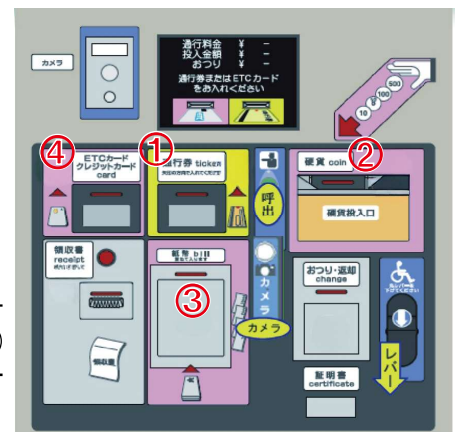
A. You are in a lane with a toll payment machine.

1. Insert your ticket into slot ①

* Some machines do not have slot ①. In such cases, you do NOT need to insert a toll ticket.

2. Pay with cash at ②③, or use a credit card/ETC card at ④

* If you have any problems with the payment machine, please call our staff through the intercom.



B. You are in a lane with a staffed booth.

Hand your ticket to the staff at the booth.
You can pay by cash, credit card, or ETC card.



Click here for our website

<https://www.c-nexco.co.jp/en/>

